

Excl in Education Style Guide
5621 Parkmor Road
Calabasas CA 91302
www.excl.com

1A. Logo 3A. Color Usage 4A. Photography
2A. Typography 3B. Logo Colors 4B. Image Effects
2B. Typography
2C. Typography



1/24

excl in education

Allen Epstein - Approved 8/ /2020

STYLE GUIDE

DESIGNED BY CURVE DESIGN

01

Logo

A logo identifies a business in its simplest form via the use of a mark or icon.

—
1 Core Look, Many Variations

Logo

01

Logo



1A

Logo

These logos are best used against simple backgrounds, as marks for micro-signatures on more complex designs. Use them on both print & web collateral, they're provided in both CMYK EPS files and RGB PNG files.







Usage
Use this logo against darker bkgrnds
LEFT
excl_Logo_vertical_set-reversed-02.eps

Usage
Use this logo against brigher bkgrnds
RIGHT
excl_Logo_vertical_set-03.eps

1A

These logos are best used as first marks to establish the non-profit's brand. Use them on both print & web collateral, they're provided in both CMYK EPS files and RGB PNG files.

2/C COMPOSITION PROVIDED:

-  **SUNSHINE YELLOW**
-  **SUNSHINE DEEP YELLOW***
-  **BLACK**
-  **WHITE [PAPER]**

** Sunshine Deep Yellow has been provided for better readability with the logo.*

Logo

Main Set



Usage

Use the logos in this set for landscape contexts.

1. excl_Logo_main_set-01.eps
2. excl_Logo_main_set_Artboard 2.eps
3. excl_Logo_main_set_Artboard 3.eps

Vertical Set



Usage

Use the logos in this set for vertical contexts.

1. excl_Logo_vertical_set-01.eps
2. excl_Logo_vertical_set_Artboard 2.eps
3. excl_Logo_vertical_set_Artboard 3.eps



02

Typography

The choice of typeface for both the grid and colour scheme makes all the difference between a good, bad and great design.

We chose classic & modern pairings

Typography

02

Typography

02

2A-1

This is the brands main logo typeface. Use it as a default when mentioning the organization in collateral, postcards and when available online.

Typography

Primary Typeface

Proxima Nova
ABCDEFGHIJKLMNOPQRSTUVWXYZ
PQRSTUVWXYZ
0123456789

Italic
ABCDEFGHIJKLMNO
PQRSTUVWXYZ
0123456789

Regular
ABCDEFGHIJKLMNO
PQRSTUVWXYZ
0123456789

Bold
ABCDEFGHIJKLMNO
PQRSTUVWXYZ
0123456789

2A-2

This is the brands supporting typeface when used for navigation, small content and even headlines with the Calluna typefaces.

Typography

Secondary Typeface

Lato
ABCDEFGHIJKLM
NOPQRSTUVWXYZ
0123456789

Thin
ABCDEFGHIJKLMNO
PQRSTUVWXYZ
0123456789

Regular
ABCDEFGHIJKLMNO
PQRSTUVWXYZ
0123456789

Black
ABCDEFGHIJKLMNO
PQRSTUVWXYZ
0123456789

2B-1

The main body copy in the website is using the Calluna family, and a good default is Georgia as its univerrally distributed and basically has the same look and feel.

Typography

Primary Typeface

Calluna
ABCDEFGHIJKLM
NOPQRSTUVWXYZ
0123456789

Italic
ABCDEFGHIJKLMNO
PQRSTUVWXYZ
0123456789

Regular
ABCDEFGHIJKLMNO
PQRSTUVWXYZ
0123456789

Bold
ABCDEFGHIJKLMNO
PQRSTUVWXYZ
0123456789

2B-2

When Calluna is not available, try this font-family as a backup. Its got a classic look and distinguished itself nicely against the sans-serif Proxima.

Typography

Secondary Typeface

Georgia
ABCDEFGHIJKLMNO
PQRSTUVWXYZ
0123456789

Light
ABCDEFGHIJKLMNO
PQRSTUVWXYZ
0123456789

Regular
ABCDEFGHIJKLMNO
PQRSTUVWXYZ
0123456789

Semi-Bold
ABCDEFGHIJKLMNO
PQRSTUVWXYZ
0123456789

2C-1

This is the brands supporting typeface when used for navigation, small content and even headlines with the Calluna typefaces.

Typography

Primary Typeface

Sofia Pro
ABCDEFGHIJKLM
NOPQRSTUVWXYZ
0123456789

Light
ABCDEFGHIJKLMNO
PQRSTUVWXYZ
0123456789

Medium
ABCDEFGHIJKLMNO
PQRSTUVWXYZ
0123456789

Black
ABCDEFGHIJKLMNO
PQRSTUVWXYZ
0123456789

2C-2

This is the brands
supporting typeface
when used for numbers.

Typography

Secondary Typeface

Futura
ABCDEFGHIJKLMNO
PQRSTUVWXYZ
0123456789

Medium
ABCDEFGHIJKLMNO
PQRSTUVWXYZ
0123456789

Medium Italic
ABCDEFGHIJKLMNO
PQRSTUVWXYZ
0123456789

Brands and color are inextricably linked because color offers an instantaneous method for conveying meaning and message without words.

—

The best of excl in rich colors

Color

03

Color

03

3A

Color Usage

Use these color combinations as your brand's color palette for both layouts, accents and overall presentations.

Sunshine Yellow for the logo color, backgrounds & accents.

Black & Dark Grey for general type.

Midnight Blue for Duotones & Hyper links,



Sunshine Yellow

Color Name: Sunshine Yellow
Web#: ffd826
CMYK: C=0 M=10 Y=100 K=0
RGB#: R=255 G=216 B=38



Black

Color Name: Black
Web#: 3b3b3b
CMYK: C=68 M=62 Y=61 K=51
RGB#: R=59 G=59 B=59



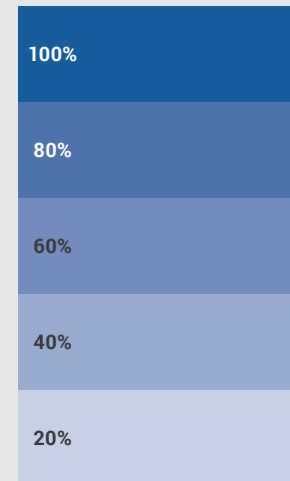
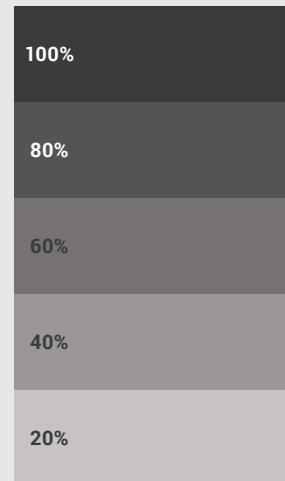
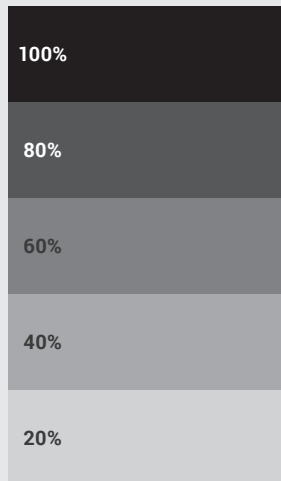
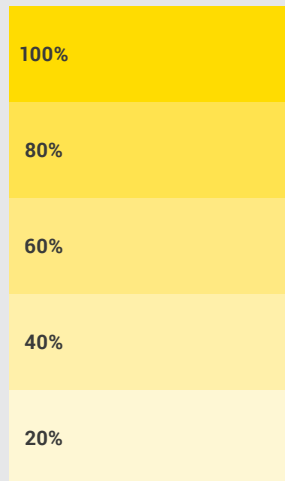
Dark Grey

Color Name: Dark Grey
Web#: 3b3b3b
CMYK: C=68 M=62 Y=61 K=51
RGB#: R=59 G=59 B=59



Midnight Blue

Color Name: Midnight Blue
Web#: 205d9e
CMYK: C=86 M=57 Y=0 K=16
RGB#: R=33 G=94 B=138



Color Tints

In color theory, a tint is the mixture of a color with white, which increases lightness, and a shade is the mixture of a color with black, which reduces lightness. A tone is produced either by the mixture of a color with gray, or by both tinting and shading.

3A

Logo Combinations


A versatile palette has been provided to position the logo against both light and dark palettes.

2/C & 3/C COMPOSITIONS PROVIDED:

- SUNSHINE YELLOW
- SUNSHINE DEEP YELLOW*
- BLACK
- DARK GREY
- MIDNIGHT BLUE
- WHITE [PAPER]

* Sunshine Deep Yellow has been provided for better readability with the logo.

Variations Set



Usage

Use the logos in this set for landscape contexts.

1. excl_Logo_variations_set-01.eps
2. excl_Logo_variations_set_Artboard 2.eps
3. excl_Logo_variations_set_Artboard 3.eps

Vertical Variations Set



Usage

Use the logos in this set for vertical contexts.

1. excl_Logo_vertical_variations_set-01.eps
2. excl_Logo_vertical_variations_set_Artboard 2.eps
3. excl_Logo_vertical_variations_set_Artboard 3.eps

3B

Color Usage

Use these color combinations as your brand's 2ndry color palette for monochromatic presentations.

Mid Grey for the lightest expressions of logo & type.

Blue-Grey and Lapis Blue for classic even matte tones.

Highlight Blue for energetic & impact.



Mid Grey

Color Name: Mid Grey
Web#: 808080
CMYK: C=51 M=43 Y=43 K=8
RGB#: R=128 G=128 B=128



Blue Grey

Color Name: Blue Grey
Web#: 37474f
CMYK: C=78 M=60 Y=52 K=38
RGB#: R=55 G=71 B=79



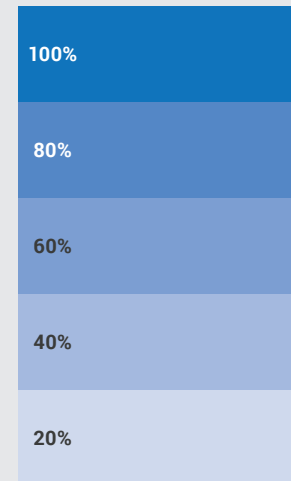
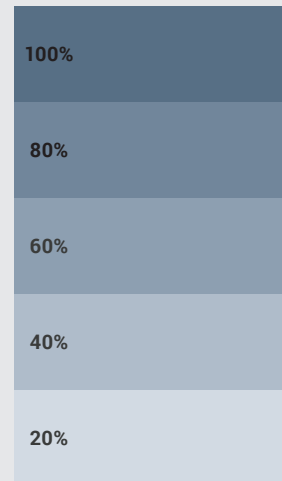
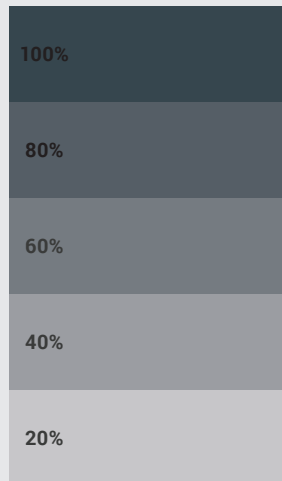

Lapis Blue

Color Name: Lapis Blue
Web#: e4e5b0
CMYK: C=36 M=12 Y=0 K=54
RGB#: R=88 G=111 B=133



Highlight Blue

Color Name: Highlight Blue
Web#: 1b75bb
CMYK: C=85 M=50 Y=0 K=0
RGB#: R=27 G=117 B=188



Color Tints

In color theory, a tint is the mixture of a color with white, which increases lightness, and a shade is the mixture of a color with black, which reduces lightness. A tone is produced either by the mixture of a color with gray, or by both tinting and shading.

3B

Logo Combinations

A versatile palette has been provided to position the logo against light supportive palettes. These include the reverse marks, 2/c & 3/c combinations and the full color combination.

2/C & 3/C COMPOSITIONS PROVIDED:

-  SUNSHINE YELLOW
-  BLACK
-  MID GREY
-  BLUE GREY
-  LAPIS BLUE
-  HIGHLIGHT BLUE
-  WHITE [PAPER]

White Background / Mid Grey Monotone Logo



Usage
vm_column_face_logo_bw.eps

Lapis Blue Background / Mixed Colors Logo



Usage
vm_column_face_logo_color.eps

Sunshine Yellow Background / Highlight Blue Logo



Usage
vm_column_face_logo_bw_reverse.eps

04

Imagery

We chose photography that enhances a user experience, and makes your brand shine.

Positive and emotive shots to activate

Imagery

04

Imagery



4A

Photography

Shots chosen reflect our understanding of the brand's community. We've started to compile the look and feel of the brand on Pinterest, under the [EXCL BRAND](#) board.

This grid is a taste of these main shots already used in the soft-pitch-deck.



Usage

Real shots of the community has been the focus. We'll be noting each photographer's name & contact info on the site.

4B

Image Effects

Each section has been developed with a set of (3) possible duotones and overlays that we've spec'd out in both CMYK and RGB and Web Hex colors.



A.
Midnight Blue
Web#: 205d9e
CMYK: C=86 M=57 Y=0 K=16
RGB#: R=33 G=94 B=158

B.
Sunshine Yellow
Web#: ffd826
CMYK: C=0 M=10 Y=100 K=0
RGB#: R=255 G=216 B=38

C.
Blue Grey
Web#: 37474f
CMYK: C=78 M=60 Y=52 K=38
RGB#: R=55 G=71 B=79



DESIGNED BY CURVE DESIGN

Address
CURVE DESIGN
1330 14th St
Santa Monica, CA
USA

Online
annamendoza.curve@gmail.com
www.curvedesign.io

Phone
T. 323.359.8479